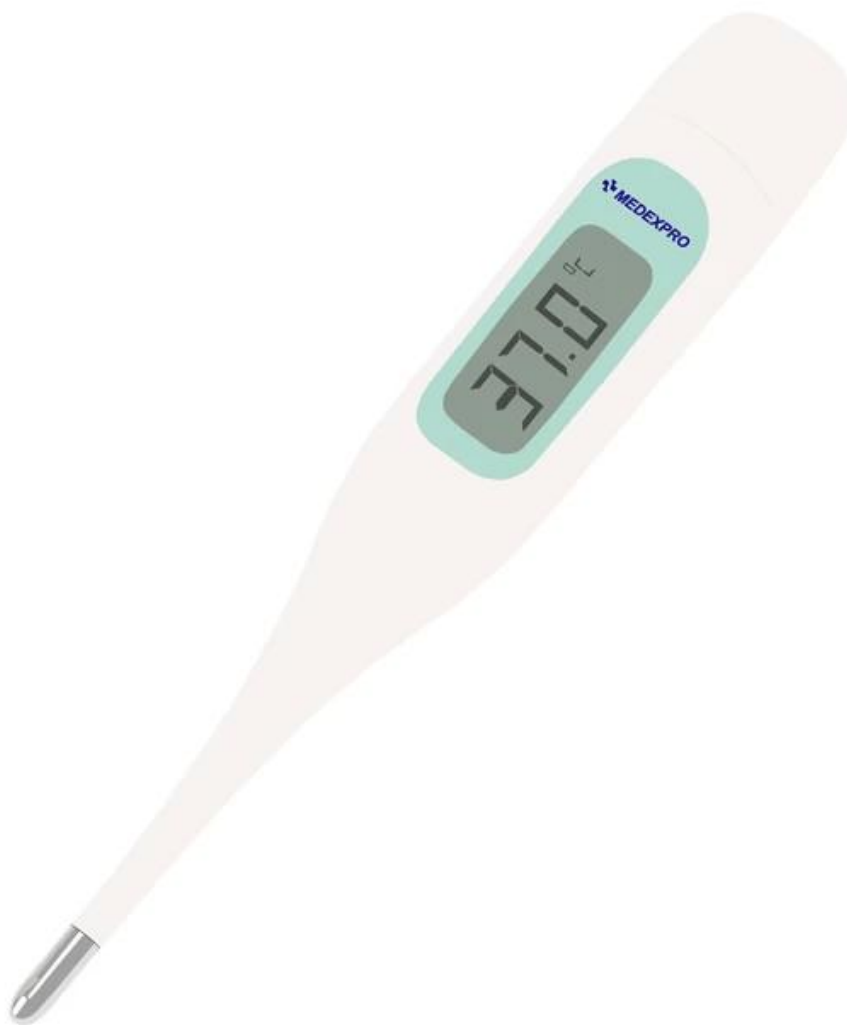


Medexpro [Thermometers](#) offer safe and reliable temperature readings. An audible beep signals the completed measuring process once peak temperatures are reached. An automatic fever alarm sounds when temperature reaches 37.8°C/100°F or higher. The last measured reading is automatically stored in memory, allowing users to easily track their temperature levels. The practical automatic shut-off feature helps prolong battery life.

Product Contents

- 1 Thermometer
- 1 Owner's manual
- 1 Storage case
- 1 Giftbox
- 5 probe covers



Product Specification

Product Name: [Digital Thermometer](#) JT002NM

Power Supply: 1.5 DC, 1LR41 Button Battery.

Power Consumption: 0.1MW

Battery Life: About 1100 readings (If used for 10 minutes per day)

Sensing Unit: Thermistor

Measurement Method: Actual measurement

Temperature Display: 3-digit, +°C(°F)display in 0.1 degree increments

Measurement Accuracy: $\pm 0.1^{\circ}\text{C}$ (32°C - 43°C)
 $\pm 0.18^{\circ}\text{F}$ (89.60°F - 109.40°F)

Measurement Time: 2m

Measurement Range: 32°C to 43°C (89.6°F to 109.40°F)

Usage Environment: Surrounding temperature: $+10^{\circ}\text{C}$ to $+40^{\circ}\text{C}$ (50°F to 104°F)

Storage Environment: -20°C to $+60^{\circ}\text{C}$ (-4°F to 140°F)

Temp and Humidity: Relative humidity 30-95%RH

Weight: Approx. 15g(battery included)

Dimensions:20mm(W)*130mm(l)*13mm(d)

Accessories: Test battery(Alkaline-Magnesium Button Battery LR4),Storage case,User manual.

Packing: 80pcs/CTN

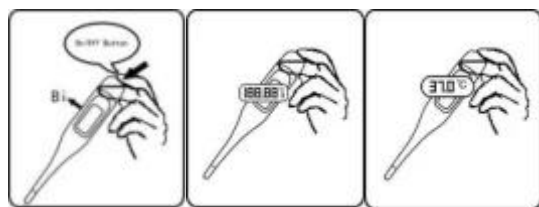
CTN Size:331mm*305mm*260mm

User Instructions:

Step1. Press the On/Off Button next to LCD display. A tone will sound as the screen shows , followed by last memory temperature.

After showing the self-test [temperature](#), the thermometer is now in the testing mode.

*Note: If the measured temperature is less than 32°C or 90°F , the LCD will display Lo, if the measured temperature is higher than 42.9°C or 109.9°F , the LCD will display Hi.



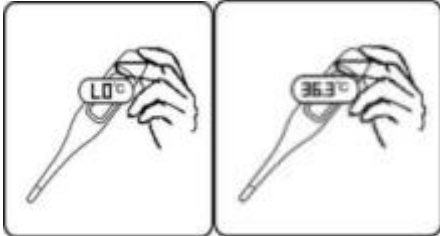
Step2. Position thermometer in desired location (mouth, rectum, or armpit.)

a) Oral Use: Place thermometer under tongue as indicated by "v" position. Close your mouth and breathe evenly through the nose to prevent the measurement from being influenced by inhaled/exhaled air. Normal temperature between 35.7°C and 37.3°C (96.3°F and 99.1°F)

b) Rectal Use: Lubricate silver probe tip with petroleum jelly for easy insertion. Gently insert sensor approximately 1cm (less than 1/2 ") into rectum. Normal temperature between 36.2°C and

37.7°C (97.2°F and 99.9°F).

c) Armpit Use: Wipe armpit dry. Place probe in armpit and keep arm pressed firmly at side. From a medical viewpoint, this method will always provide inaccurate readings, and should not be used if precise measurements are required. Normal temperature between 35.2°C and 36.7°C (95.4°F and 98.



Step4.

To prolong battery life, press the On/Off Button to turn unit off after testing is complete. If no action is taken, the unit will automatically shut off after around 10 minutes.

Store the thermometer in its protective case.

